



ALTERNATOR PRO35M F/4

three-phase brushless synchronous alternator with AVR - 4 poles

Technical Data Sheet

PRO35M F/4

COMMON DATA

Rated Power at 50Hz	kVA	670	
Rated Power at 60Hz	kVA	804	
Rated Power Factor		0.8	
Nominal Temperature	°C	40	
Control System		self excited	
Execution		brushless	
Regulation Type		AVR	
Insulation Class		H	
Protection		IP23	
Maximum Overspeed	rpm	2250	
Overload		110% of rated power for one hour in a cycle of 6 hours	
Air Flow Requirement	m ³ /min	56 at 50Hz	67.2 at 60Hz
R.F.I. Suppression		Standard EN55011	

REGULATION DATA

AVR		HVR30	\
Sensing		three-phase	\
Voltage Regulation		±1%	
Sustained Short Circuit		> 300% of rated current	

WINDING DATA

Stator Winding		Double layer with auxiliary winding	
Rotor Winding		with damping cage	
Winding Pitch		2/3	
Number of Leads of Stator		6	
Stator Winding Resistance		0.0148 at 20°C	
Rotor Winding Resistance		1.42 at 20°C	
Exciter Stator Resistance		12.5 at 20°C	
Exciter Rotor Resistance		0.095 at 20°C	
THD at full load		<3%	
THD at no load		<3%	
Excitation at no load	A _{dc}	0.56	
Excitation at full load	A _{dc}	2.41	

STANDARD

References		EN60034-1 ISO8528-3 EN55011
------------	--	-----------------------------

PRO35M F/4

ELECTRICAL DATA

Frequency		50Hz - 1500rpm				60Hz - 1800rpm			
Voltage Series Star	V	380/220	400/230	415/240	440/254	415/240	440/254	460/266	480/277
Rated Power in Class H (125°C/40°C)	kVA	655	670	670	625	715	760	804	804
	kW	524	536	536	500	572	608	643.2	643.2
Rated Power in Class F (105°C/40°C)	kVA	600	615	615	570	650	690	730	730
	kW	480	492	492	456	520	552	584	584
Rated Power Standby (150°C/40°C)	kVA	680	700	700	660	750	790	840	840
	kW	544	560	560	528	600	632	672	672
Rated Power Standby (163°C/27°C)	kVA	715	735	735	675	780	830	880	880
	kW	572	588	588	540	624	664	704	704

EFFICIENCY IN CL. H

4/4		94.7%						95.4%
3/4		95.0%						95.8%
2/4		93.8%						95.0%
1/4		92.6%						93.8%

REACTANCES AND TIME CONSTANTS

pcc		0.31							
X _d - dir. axis synchronous		407%	376%	349%	290%	447%	423%	409%	376%
X' _d - dir. axis transient		20.5%	18.9%	17.6%	14.6%	22.5%	21.3%	20.6%	18.9%
X'' _d - dir. axis subtransient		12.9%	11.9%	11.1%	9.2%	14.2%	13.4%	13.0%	11.9%
X _q - quad. axis reactance		249%	230%	214%	177%	274%	259%	250%	230%
T' _{do} - O.C. field time constant		2350ms							
T' _d - Transient time constant		120ms							
T'' _d - Sub-transient time constant		10ms							

MECHANICAL DATA

Bearing non drive end				6316-2RS-C3
Bearing drive end (B3/B14 form)				6319-2RS1-C3
Weight of generator	in B2	kg		1500.5
	in B3/B14	kg		1524.5
	in B3/B9	kg		\

PRO35M F/4

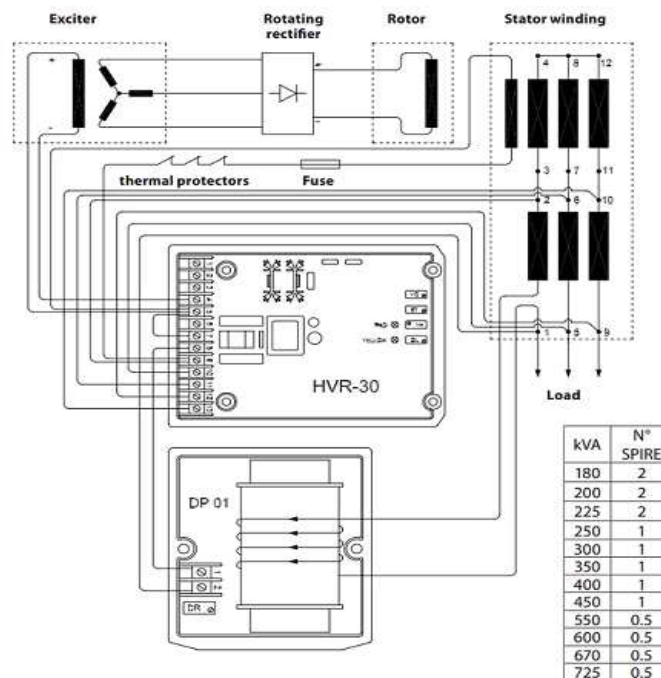
MOMENT OF INERZIA

B3/B9	kg·m ²	\
SAE 7½	kg·m ²	\
SAE 8	kg·m ²	\
SAE 10	kg·m ²	\
SAE 11½	kg·m ²	\
SAE 14	kg·m ²	11.352
SAE 18	kg·m ²	11.692
B3/B14	kg·m ²	10.838

POWER VARIATION ACCORDING TO TEMPERATURE AND ALTITUDE

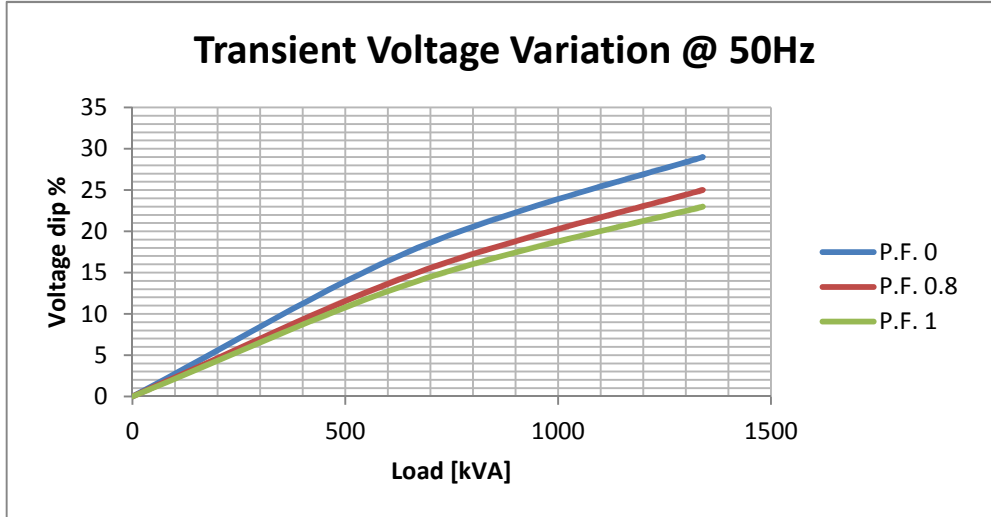
Altitude	Ambient temperature				
	25°C	40°C	45°C	50°C	55°C
< 1000m	1.09	1	0.96	0.93	0.91
1000m - 1500m	1.01	0.96	0.92	0.89	0.87
1500m - 2000m	0.96	0.91	0.87	0.84	0.83
2000m - 3000m	0.9	0.85	0.81	0.78	0.76

WIRING DIAGRAM

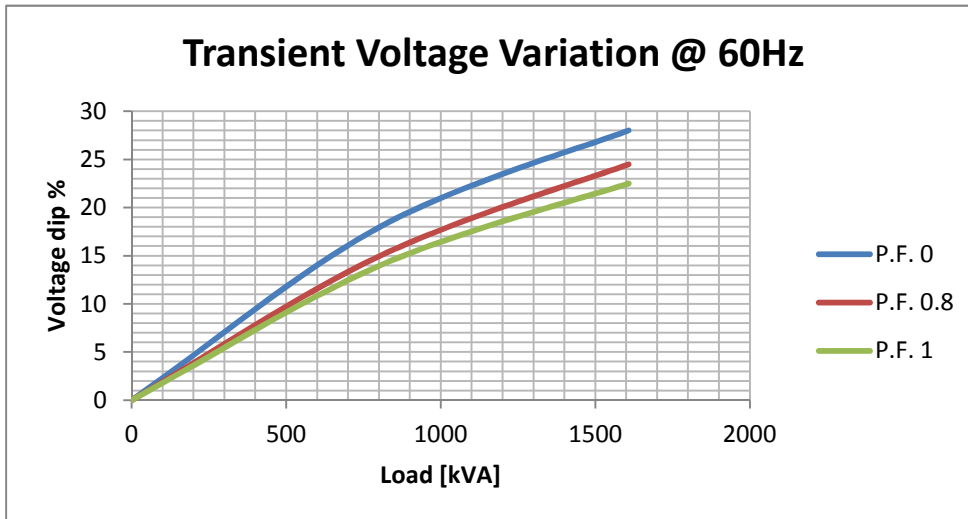


PRO35M F/4

TRANSIENT VOLTAGE VARIATION 50Hz

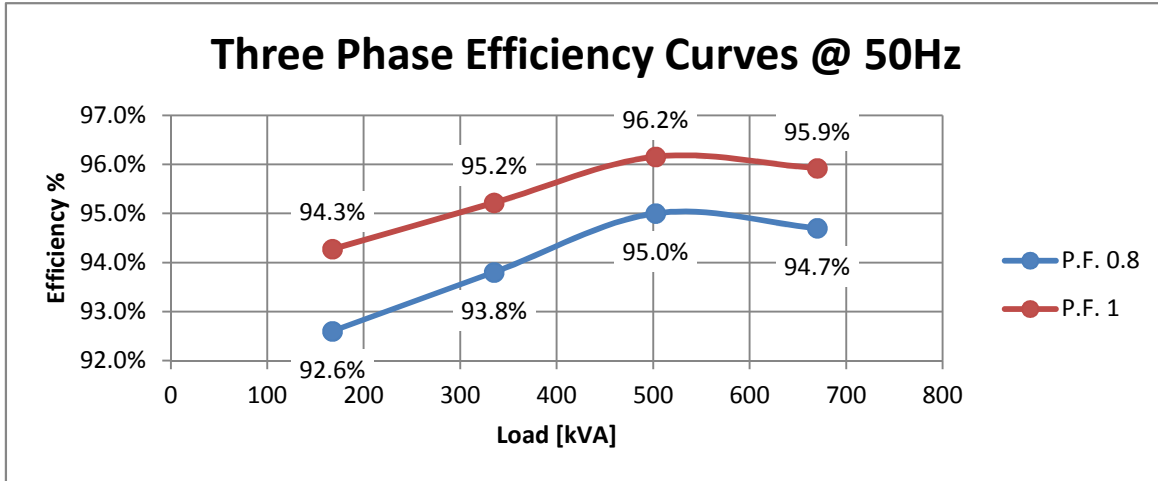


TRANSIENT VOLTAGE VARIATION 60Hz

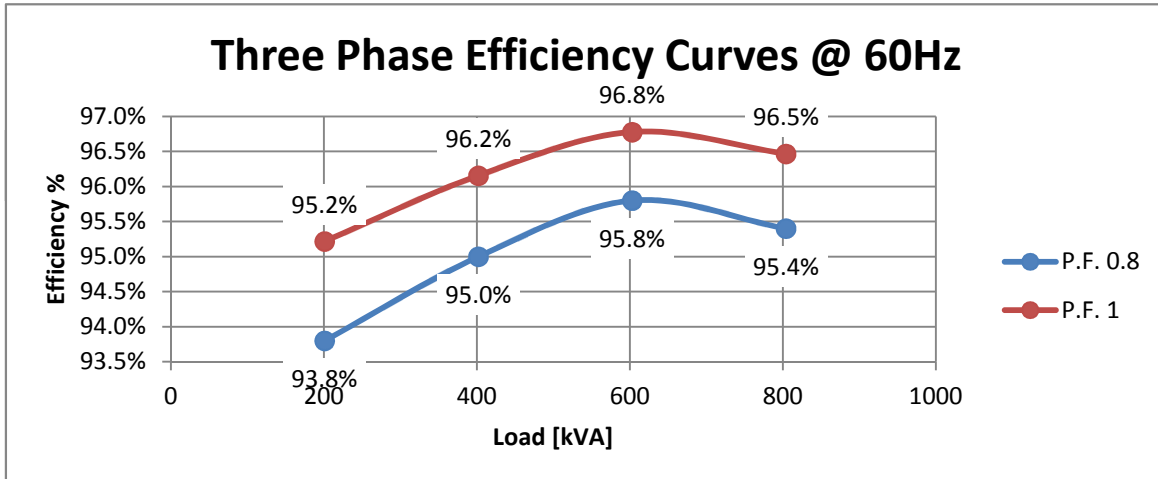


PRO35M F/4

EFFICIENCY 50Hz

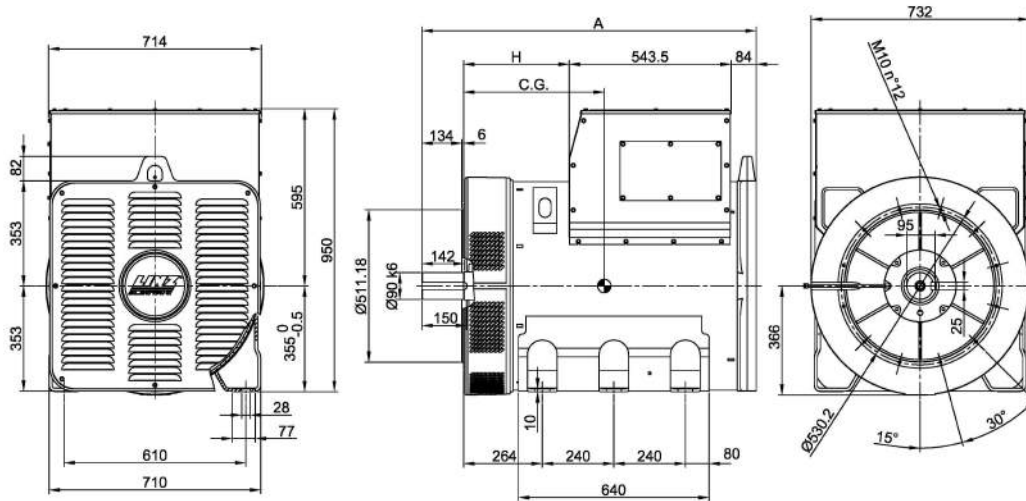


EFFICIENCY 60Hz

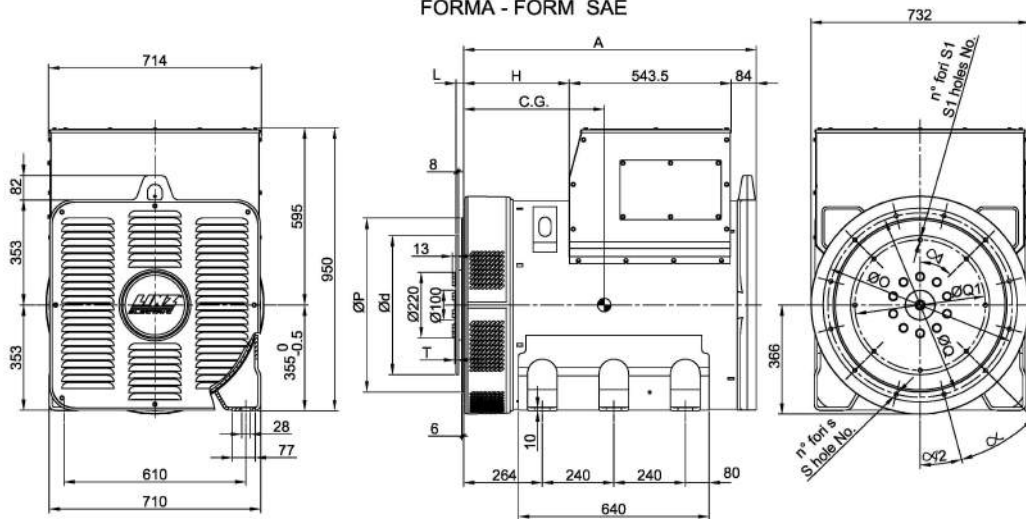


PRO35M F/4

FORMA - FORM B3/B14



FORMA - FORM SAE



FORMA - FORM		A	H	TIPO - TYPE	C.G.
B3/B14	PRO35 S	1122	354.5	PRO35S B/4	455
	PRO35 M	1247	479.5	PRO35S C/4	465
	PRO35 L	1347	579.5	PRO35S D/4	478
SAE	PRO35 S	982	354.5	PRO35M E/4	516
	PRO35 M	1107	479.5	PRO35M F/4	516
	PRO35 L	1207	579.5	PRO35M G/4	539
				PRO35L H/4	588

SAE N.	FLANGIE - FLANGES - BRIDAS					
	Ø O	Ø P	Ø Q	n. fori holes No.	S	α
0	710	647.7	679.5	16	14	22.5°
1/2	650	584.2	619.2	12	14	30°
1	552	511.18	530.2	12	12	30°

SAE N.	GIUNTI A DISCO - COUPLING DISCS - JUNTAS A DISCOS						
	L	Ø d	Ø Q1	n. fori holes No.	S1	α1	T
14	25.4	466.72	438.15	8	14	45°	4.3
18	15.7	571.5	542.92	6	17	60°	14